


Boat Mobile Craft Activity!



SO MANY BOATS on the busy bay—a houseboat rocks by the dock, a tall ship heads out to sea, a ferry carries passengers, a water taxi zigs and zags.

Jeanne Walker Harvey's lyrical homage to the boats she watches from her Sausalito, California, home is charmingly illustrated by Grady McFerrin in his picture book debut.

By
Jeanne Walker Harvey

Illustrated By
Grady McFerrin

ISBN 978-1-944903-33-6



By
Jeanne Walker Harvey

Illustrated By
Grady McFerrin

Illustrations copyright © 2018 by Grady McFerrin. All rights reserved.







cameron kids

MOBILE BASE

Instructions

Print pages 1–4 two-sided (2 pages) on 8.5 x 11-inch card stock using a color printer. Cut out the mobile base and the five hanging boat images. Use a hole punch to cut the small circles where indicated. Use colorful ribbon, string, or yarn to attach the boats to your mobile base by looping the strings through the punched holes. Cut your strings at various lengths so your boats will hang at different levels. To hang your mobile, cut a separate piece of string and tape it securely to the center top of your mobile base.








cameron kids

Illustrations copyright © 2018 by Grady McFerrin. All rights reserved.

HANGING BOATS





HANGING BOATS



cameron kids

Illustrations copyright © 2018 by Grady McFerrin. All rights reserved.